

DATA SHEET

SI 1822

Centrifugal pump

Sauermann® part #: SI1822SIUN23



Large tank pump

The SI 1822 pump is designed to evacuate heavy and contaminated condensates. Capable of evacuating up to 380 l/h, the SI 1822 pump is suitable for air conditioning units and industrial refrigeration displays. Strong, the SI 1822 tolerates charged, high temperature and acidic condensates ($\text{pH} > 3.4$) produced by gas condensing boilers

Benefits



High performance

- Reduces operating cycle number thanks to integrated large tank of 3.8 liters. (1 gal)
- Can discharge condensates up to 5.8 m.
- Up to 380 l/h.



Safety

- Normally closed alarm contact.



High resistance

- Suitable for mild acid and hot condensate. ($\text{pH} \geq 3.4$ et $T \leq 65$ °C)
- Thermal protection at 105 °C (auto-reset).

Kit content



- One-piece centrifugal pump with tank (3.8 L)
- Integrated barb end check valve \varnothing ext. 10 mm (3/8")

Technical specifications






Max. flow rate	380 l/h
Max. discharge head	5.8 m
Max pressure	6.2 m (flowrate =0)
Sound level in application at 1m(3.3ft): ≤ 47 dBA (Measured in Sauermann acoustic lab, pump operating with water)	
Mains supply	230 V~ 50 Hz - 90 W
Detection levels	On: 75 mm; Off: 20mm; Safety: 90 mm
Safety switch	NC 4 A resistive – 250 V
Max. condensate temperature	65 °C, 80 °C in short peak
Max. condensate acidity	pH > 3.4 (Gas condensing boilers)
Thermal protection (overheating)	105 °C (auto-reset)
Operating conditions	100 % - Continuous duty
Protection	IP20
Safety standards	CE and EAC
RoHS directive	Compliant
WEEE directive	Compliant
Pump dimensions	L 305 x W 152 x H 235 mm
Weight (including box)	3.0 kg
Packaging	4 pieces



Applications

- Column air conditioning units
- Multi cassettes
- Gas condensing boilers
- High efficiency gas furnace
- Refrigerated display cabinets
- Evaporators
- Ducted units

Accessories

Name	#Part
 Hose Ø int. 10 mm (3/8")	ACC00911 (25 m) ACC00915 (Braided, 25 m)
 Float detector Used to operate an additional safety or switch on the pump.	ACC00601
Adaptators	
 Ø int. 24/25 mm	ACC00936
 Ø int. 32 mm	ACC00937
 Ø int. 40 mm	ACC00938

Actual flow rates (l/h)

Vertical Discharge head	Total tube length (Ø int. 10 mm, 3/8")				Vertical Discharge head	Total tube length (Ø int. 10 mm, 3/8")			
	5 m	10 m	20 m	30 m		5 m	10 m	20 m	30 m
1 m	320	260	220	190	4 m	160	130	120	100
2 m	275	220	190	160	5 m	100	80	70	60
3 m	220	175	155	135	6 m	0	15	10	10