

Si-10

Mini condensate removal pump

Integrated detection unit for install in tight spaces.



Suitable for

- Up to 5.5 tons
- Wall mounted units
- Ducted units
- Suspended ceiling units
- Floor mounted units
- 5 gph max. flow
- 33' max. discharge

Performance



Mounting bracket



Compact monobloc design



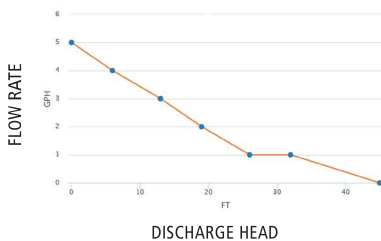
Integrated detection unit

Si-10 tech specs

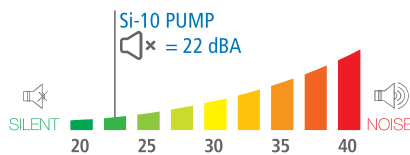
Max. Flow rate	5.0 gph	Safety switch	NC 8A resistive - 250 V
Max. Discharge head	33ft; flow rate = 1 gph	Thermal protection	239°F auto-reset
Max. Pressure	46ft; flow rate = 0 gph	Operating conditions	100%: Continuous duty
Sound level at 3.3ft	22 dBA according to EN ISO 3744 (measured at LNE lab, pump operating with water, out of application)	Pump dimensions	L 2 ⁵ / ₈ " x W 1 ³ / ₄ " x H 3"
Power supply	208-230 V ~ 50/60 Hz - 14 W (SI10UL02UN23)	Safety standards	UL / CSA certified by Intertek
Insulation class	Double insulation	RoHS & WEEE directives	Compliant
Detection levels	On: ²³ / ₃₂ " / Off: ¹ / ₂ " / Safety: ¹³ / ₁₆ "	Packaging	0.9 lbs - L 6 ³ / ₄ " x W 6 ⁵ / ₁₆ " x H 3 ³ / ₄ "
		Masterpack	12 pieces



Actual flow rates (GPH)



Sound level



Recommended accessories



- Clear PVC hose, 1/4" i.d.**
- ACC00909: 16ft roll
 - ACC00919: 164ft roll



- Self-sealing fitting to connect discharge tube to drain pipe.**
- ACC00919, 5 pcs, for 1/4" i.d.



- 90° rubber elbow & "S" type hose, for connecting to the detection unit inlet.**
- ACC00932
 - ACC00933

What's in the box

- Si-10 piston pump with integrated float detection unit
- 5' power cable: 2 power wires, 2 safety contact wires
- Anti-vibration mounting bracket
- Rubber elbow
- Vent tube

Delta Pack

Ready to install

The performance of our Si-10 with ducting for install next-to the air conditioning unit.



Suitable for

- Up to 5.5 tons
- Wall mounted units

Performance

- 5 gph max. flow
- 33' max. discharge



Drain safe device




Easy installation



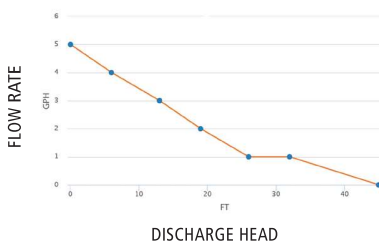
Reversible mounting

Delta Pack tech specs

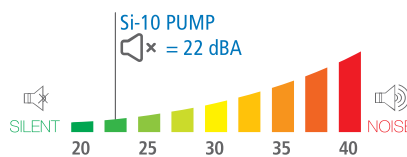
Max. Flow rate	5.0 gph	Safety switch	NC 8A resistive - 250 V
Max. Discharge head	33ft; flow rate = 1 gph	Thermal protection	239°F auto-reset
Max. Pressure	46ft; flow rate = 0 gph	Operating conditions	100%: Continuous duty
Sound level at 3.3ft	22 dBA according to EN ISO 3744 (measured at LNE lab, pump operating with water, out of application)	Cover dimensions	L 5 ¹ / ₈ " x W 5 ¹ / ₈ " x H 2 ³ / ₈ "
Power supply	208-230 V ~ 50/60 Hz - 14 W (DP10UL02UN23)	Duct dimensions	L 30" x W 3" x H 2 ¹ / ₈ "
Insulation class	Double insulation 	Safety standards	UL / CSA certified by Intertek
Detection levels	On: 2 ³ / ₃₂ " / Off: 1 ¹ / ₂ " / Safety: 1 ³ / ₁₆ "	RoHS & WEEE directives	Compliant
		Packaging	3.4 lbs - L 30" x W 8 ⁷ / ₈ " x H 2 ¹ / ₈ "
		Masterpack	10 pieces



Actual flow rates (GPH)



Sound level



Recommended accessories



- Clear PVC hose, 1/4" i.d.**
- ACC00909: 16ft roll
 - ACC00910: 164ft roll



- Self-sealing fitting to connect discharge tube to drain pipe.**
- ACC00919, 5 pcs, for 1/4" i.d.



- Anti-siphon fitting**
- ACC00922, 5 pcs, for 1/4" i.d.

What's in the box

- Si-10 piston pump with clear pvc tube fitted with a premounted drain safe device
- 5' power cable: 2 power wires, 2 safety contact wires
- Vent tube
- 2-part elbow (base and cover)
- 30" of ductline
- Elbow / Fuct gasket
- Rubber elbow / split gasket
- Ceiling duct cover
- 20" flexible hose (for connection to the split)
- 6 screws and plugs, & 2 pipe clamps